



Presentation to the UBS Quoted Private Equity seminar

Simon Ball
21 March 2006

What is 3i today



- A leading international private equity firm
- Targeted business line focus
 - Mid market buyouts
 - Growth capital
 - Venture capital
- Assets under management of €9.0bn

Note: All financial data in this presentation is based on the full year results to 31 March 2005 unless otherwise stated

What differentiates us

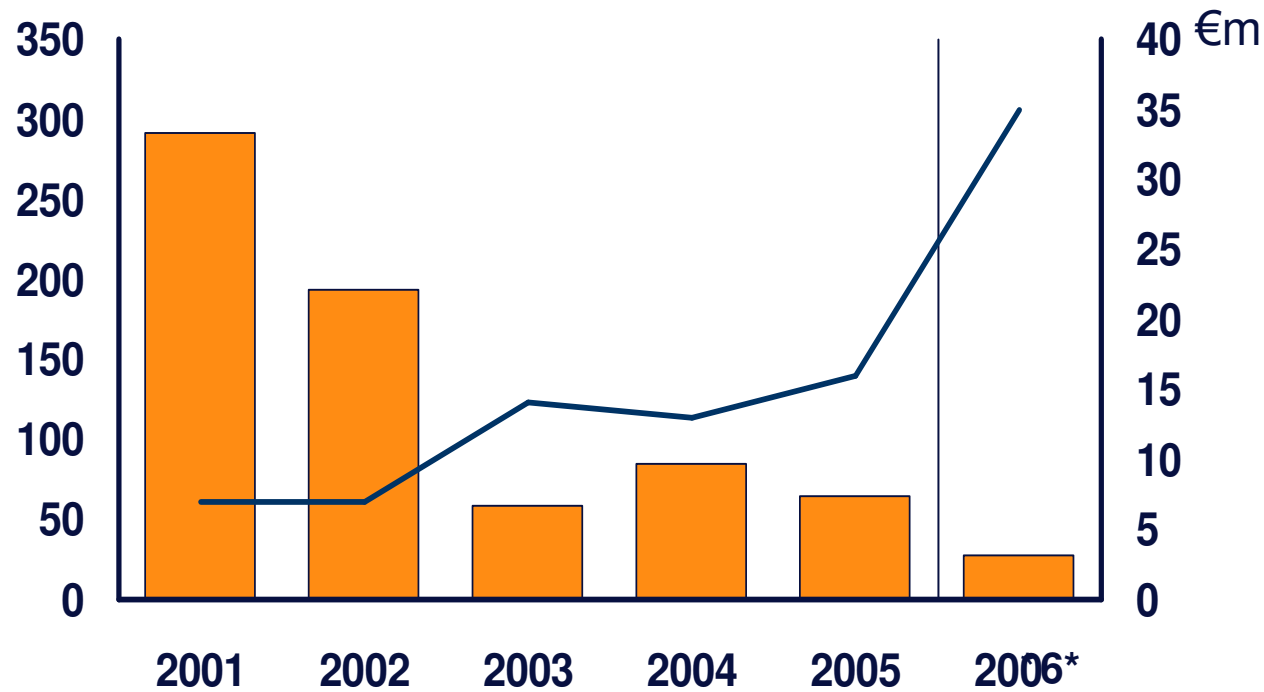


- Breadth and maturity of international network
- Scale and resources
- Strength of 3i's own balance sheet

Developing the investment model



Number of new investments & average size of investment

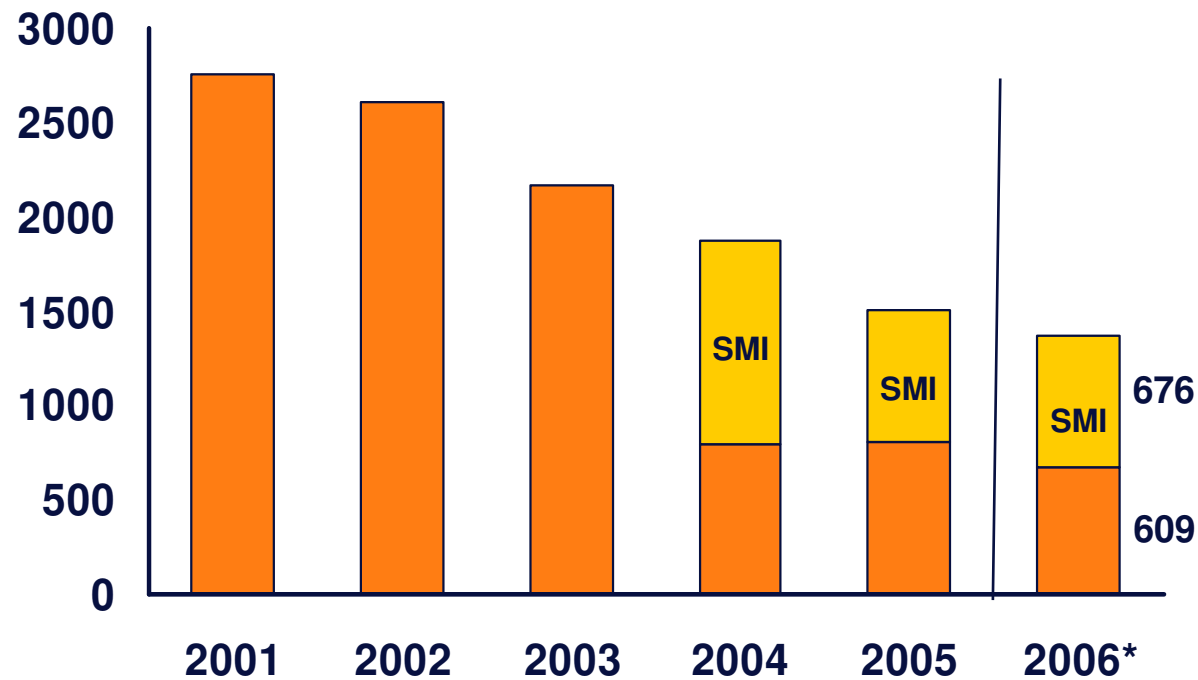


*to 30 September 2005

...and the portfolio



Number of portfolio companies

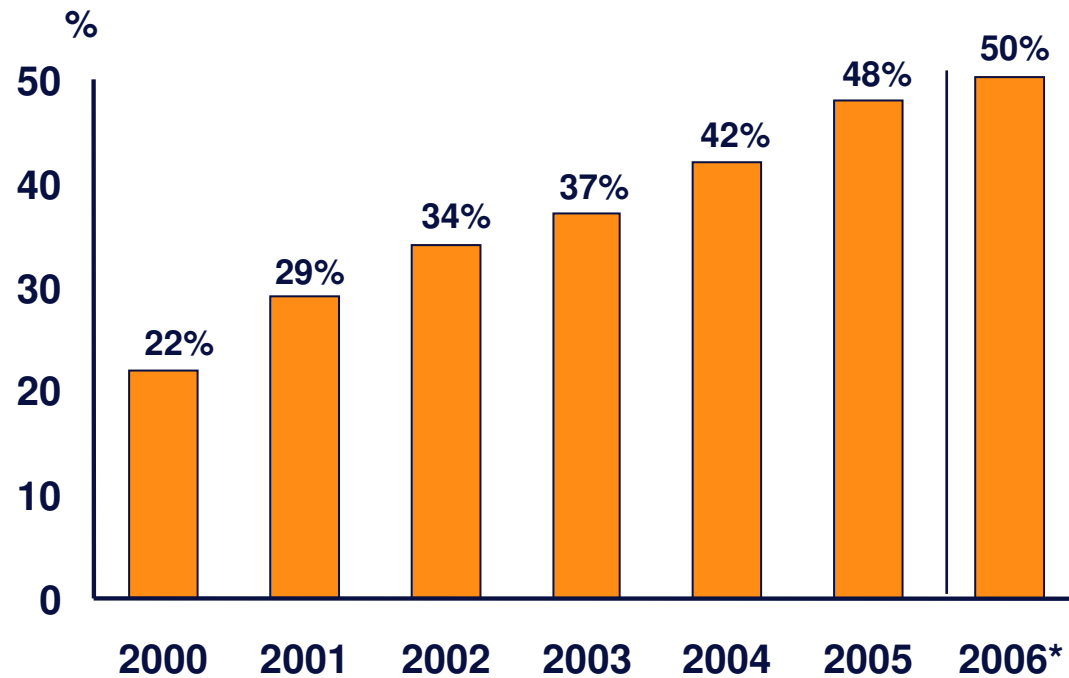


*to 30 September 2005

Growing internationally



International portfolio by value



*to 30 September 2005

Developments in the past 12 months



- Creating opportunities
 - Geography
 - Asset class
- Attracting talent
- 'Improving' capital efficiency

And yielding returns...



	03/4 12m	04/5 12m	05/6 6m
Buyouts	25%	22%	13%
Growth Capital	23%	24%	13%
Venture Capital	5%	11%	8%
SMI	17%	7%	12%
Gross portfolio return	19%	18%	12%
Net portfolio return	15%	13%	10.9%
Total return	18.8%	15.9%	12.1%

Net cash flow



	03/04 12m	04/05 12m	05/06 6m
Cash invested	(756)	(719)	(724)
Net realisation proceeds	913	1,287	1,025
Net investment cash flow	157	562	301
Operating expenses and other	(157)	(228)	(97)
Net cash inflow from operating activities	0	334	204
Special dividend	-	-	(245)
Share buy-back programme	-	-	(151)
Net cash (outflow)/inflow	0	334	(192)

Closing remarks



- Focused business with clear strategy
- Economic model refined
- Capturing opportunities across the market
- Delivering returns



For further information visit our website www.3igroup.com